

Fastener Distributor Index – February 2018

Written by R.W. Baird analyst David J. Manthey, CFA 2/7/18



Key Takeaway:

The seasonally-adjusted FDI for February 2018 was 60.4, moderating very slightly vs. January's 60.8 but remaining well in expansionary territory overall. Strong selling conditions continued in February as the seasonally-adjusted sales index came in at 74.2 (January 72.7). Qualitative commentary on market conditions skewed positively, and the six-month outlook remains strong. The Forward-Looking Indicator also moderated following a very strong reading last month, but was nevertheless still a healthy 58.3 (January 64.7).

Key Points:

About the Fastener Distributor Index (FDI). The FDI is a monthly survey of North American fastener distributors, conducted with the **FCH Sourcing Network** and the **National Fastener Distributors Association**. It offers insights into current industry trends/outlooks. Similarly, the Forward-Looking Indicator (FLI) is based on a weighted average of four forward-looking inputs from the FDI survey. This indicator is designed to provide directional perspective on future expectations for fastener market conditions. As diffusion indexes, values above 50.0 signal strength, while readings below 50.0 signal weakness. Over time, results should be directly relevant to **Fastenal (FAST)** and broadly relevant to other industrial distributors such as **W.W. Grainger (GWW)** and **MSC Industrial (MSM)**.

February FDI moderates ever so slightly. The seasonally-adjusted February FDI (60.4) moderated ever so slightly m/m vs. January's 60.8 reading. In the February survey, 51% of respondents indicated sales were "better" relative to seasonal expectations. While a seasonally-slower month, this represents the highest percentage recorded for any February in survey history – demonstrating continued strong underlying market conditions, in our view. This produced a seasonally-adjusted sales index of 74.2, up vs. 72.7 in January. Pricing was again a tailwind for a majority of respondents (62% saw higher prices y/y) amid strong end market demand. This resulted in an FDI pricing index of 78.4 (vs. last month's 86.4 reading), above the 2017 average of 75.0. Regarding customer inventories, a majority of respondents continue to view inventory levels as in line with expectations (70% of responses), while 24% believe customers' inventories are too low. This was relatively consistent with January (64% and 33%, respectively).

February FLI moderates from very strong reading. The seasonally-adjusted FLI moderated this month, coming in at 58.3 in February vs. 64.7 in January. A slightly lower 6-month outlook and employment index drove the m/m deceleration. Nevertheless, the FLI remains solidly in expansionary territory and at levels relatively consistent with 2017 averages (60.9). Given solidly expansionary FDI and FLI readings, we believe market conditions are likely to remain in growth mode in the coming months.

Manufacturing employment modestly lower m/m. Hiring sentiment was slightly lower this month among survey respondents. Just 27% of respondents saw higher employment levels in February relative to seasonal expectations vs. 33% in January, while another 70% saw employment as in line (January 67%). The resulting FDI Employment Index was 62.2, down vs. January's 66.7 reading. The January US jobs report, meanwhile, was stronger than expected at +200,000 jobs (+180,000 expected), reflecting continued gains in construction, food services and drinking places, health care, and manufacturing. Manufacturing employment continues to trend upwards (+15,000 jobs in January), driven by a gain in durable goods industries (+18,000), which brings the total number of manufacturing jobs added over the last 12 months to +186,000. Average hours per work week for manufacturing employees was down modestly at 40.6 hours (vs. December 40.8). February's jobs report is expected to be released on 3/9/18, with consensus expectations of +200,000 jobs.

February sentiment positive. Commentary again skewed largely positive overall. One respondent indicated "sales are up 15% YTD." Additionally, a common theme discussed by several respondents this month was the planned 25% tariff on steel imports. One distributor commented on this by noting that the 6 month outlook remains bright, but the potential impact of steel tariffs could be a caveat to this outlook if tariffs become a headwind. Another respondent noted early impacts are already being reflected in input costs by saying, "Steel prices are going up." In our view, we believe steel tariffs are likely to be a net neutral to slight positive, as most distributors have historically been able to pass on, and potentially even exceed, price increases from suppliers, while higher domestic activity levels could also be a minor positive. Quantitative survey data also continues to support a positive outlook with 65% of respondents expecting higher activity levels over the next six months (down slightly vs. January's record of 76%), along with another 24% who expect similar activity.

Fastenal reported February daily sales growth of 14.8% y/y, nicely above our 10.5% estimate and again reflecting growth in all end markets/product lines. Underlying "core" growth (excluding acquisitions and foreign exchange) was 13.0%, the ninth consecutive month of double-digit growth. Fasteners again saw strong growth at 13.1% y/y, including the Mansco acquisition (+9.5% ex-Mansco). Based on FDI data and other research inputs, we expect continued strength in public industrial distributor growth during 2018, with Fastenal daily sales growth expected to sustain in the double-digits y/y.

FAST Risk Synopsis

Risks include economic sensitivity, pricing power, relatively high valuation, secular gross margin pressures, success of vending and on-site initiatives, and ability to sustain historical growth.

Industrial Distribution Risk Synopsis

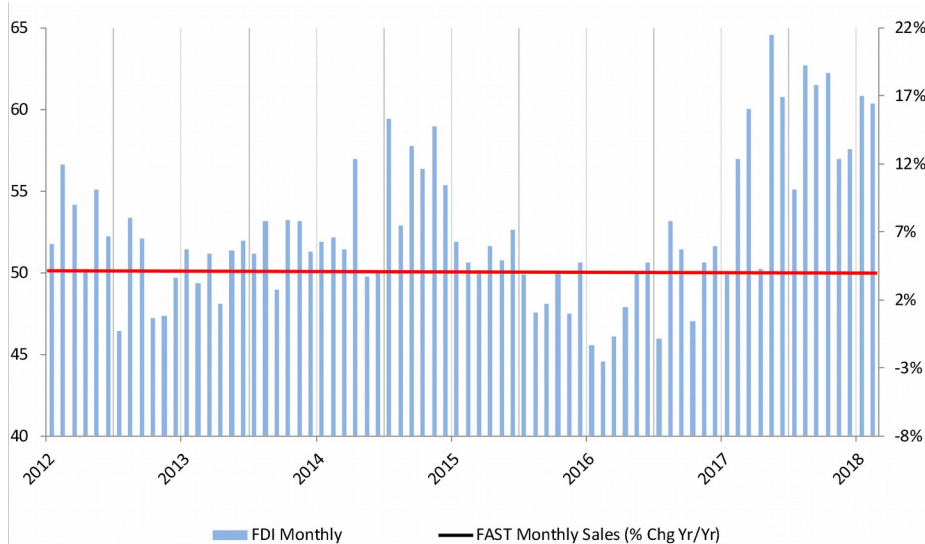
Risks include economic sensitivity, pricing power, online pressure/competitive threats, global sourcing, and exposure to durable goods manufacturing.

Fastener Distribution Trends: February 2018

FASTENER DISTRIBUTION AT A GLANCE										
February 2018										
	----- Index Values -----								Directbn	Rate of Change
	Feb	Jan	Dec	Nov	Oct	Sep	Aug	Jul		
PMI (Manufacturing Sector)	60.8	59.1	59.3	58.2	58.7	60.8	58.8	56.3	Growing	Faster
FDI (Fastener Sector)	58.4	64.8	56.8	55.9	61.3	57.6	61.0	52.9	Growing	Slower
FDI (Seasonally Adjusted)	60.4	60.8	57.6	56.9	62.2	61.5	62.7	55.1	Growing	Slower
Sales (SA)	74.2	72.7	68.4	72.8	80.1	77.3	77.1	69.8	Growing	Faster
Forward-Looking (SA)	58.3	64.7	59.6	57.7	59.1	66.9	59.9	62.9	Growing	Slower
(Other Metrics; NSA)										
Employment	62.2	66.7	58.6	53.1	56.7	57.1	62.1	53.3	Growing	Slower
Supplier Deliveries	64.9	66.7	68.6	68.8	65.0	69.6	65.2	65.0	Growing	Slower
Respondent Inventories	59.5	56.1	58.6	53.1	51.7	48.2	62.1	51.7	Growing	Faster
Customer Inventories	40.5	34.8	37.1	37.5	40.0	37.5	39.4	35.0	Declining	Slower
Pricing, month-to-month	68.9	68.2	67.1	64.1	63.3	73.2	72.7	65.0	Growing	Faster
Pricing, year-to-year	78.4	86.4	82.9	78.1	75.0	83.9	78.8	76.7	Growing	Slower
				Higher	Same	Lower				
6-Month Outlook - February				65%	24%	11%				
<p><i>FDI and Pricing are diffusion indexes. At 50, the performance of the category listed met expectations. A reading above 50 suggests the category outperformed expectations, while a reading below 50 suggests the category underperformed expectations.</i></p>										

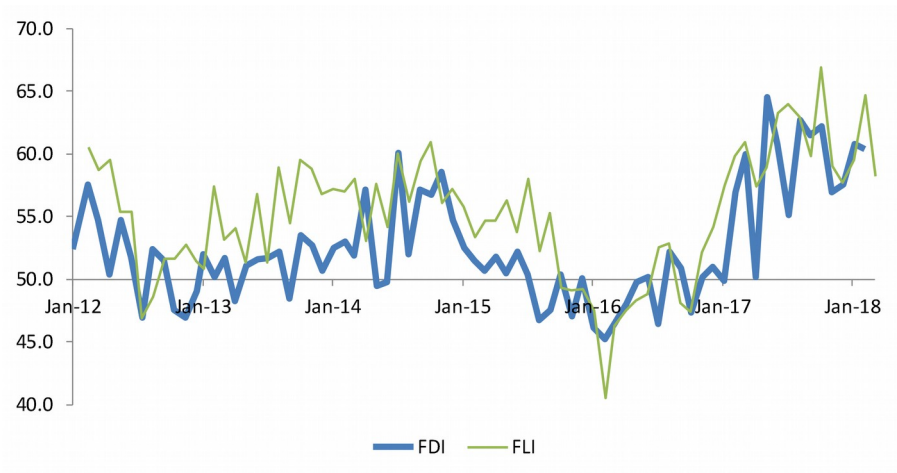
Source: Robert W. Baird & Co., FCH Sourcing Network, Institute for Supply Management

Fastener Distributor Index (FDI); Seasonally Adjusted



Source: Robert W. Baird & Co., FCH Sourcing Network, company reports

1-Month Lagged FDI vs. FLI (Both Seasonally Adjusted)



Source: Robert W. Baird & Co., FCH Sourcing Network

Appendix – Important Disclosures and Analyst Certification

Covered Companies Mentioned

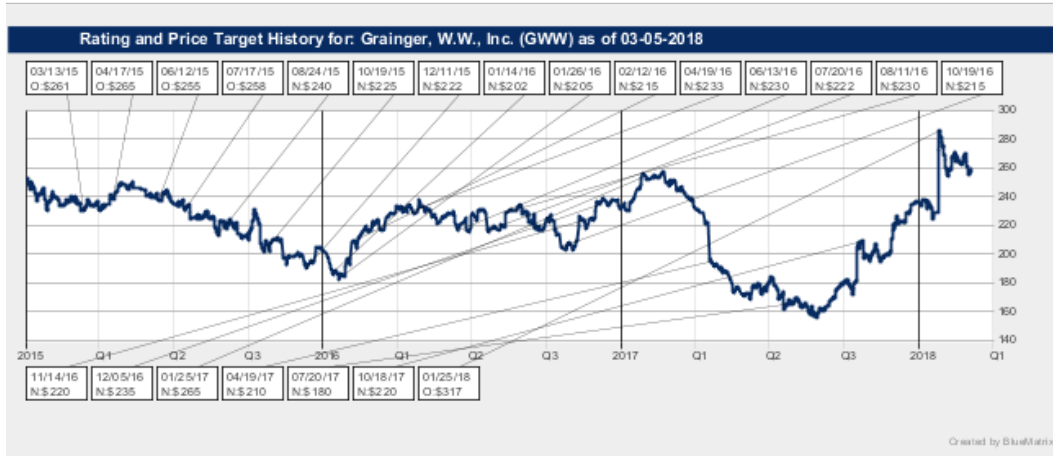
All stock prices below are as of 3/6/2018.

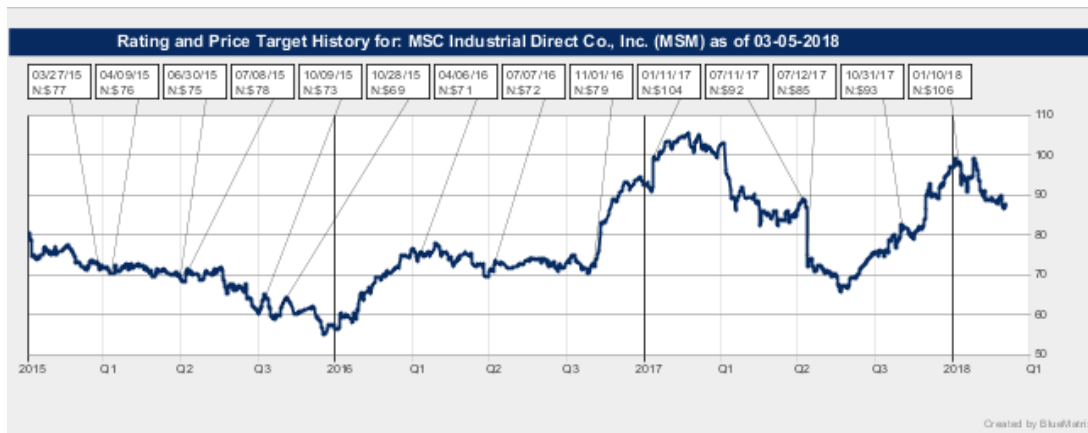
Fastenal Company (FAST-\$56.47-Outperform)

W.W. Grainger Inc. (GWW-\$267.76-Outperform)

MSC Industrial Direct Co. Inc (MSM-\$90.39-Neutral)

(See recent research reports for more information)





Robert W. Baird & Co. Incorporated makes a market in the securities of FAST, GWW, and MSM.

Robert W. Baird & Co. Incorporated and/or its affiliates have been compensated by Fastenal Company for non-investment banking-securities related services in the past 12 months.

Robert W. Baird & Co. Incorporated and/or its affiliates have been compensated by MSC Industrial Direct Co., Inc. for non-investment banking-securities related services in the past 12 months.

Robert W. Baird & Co. Incorporated ("Baird") and/or its affiliates expect to receive or intend to seek investment-banking related compensation from the company or companies mentioned in this report within the next three months. Baird may not be licensed to execute transactions in all foreign listed securities directly. Transactions in foreign listed securities may be prohibited for residents of the United States. Please contact a Baird representative for more information.

Investment Ratings: Outperform (O) - Expected to outperform on a total return, risk-adjusted basis the broader U.S. equity market over the next 12 months. Neutral (N) - Expected to perform in line with the broader U.S. equity market over the next 12 months. Underperform (U) - Expected to underperform on a total return, risk-adjusted basis the broader U.S. equity market over the next 12 months.

Risk Ratings: L - Lower Risk – Higher-quality companies for investors seeking capital appreciation or income with an emphasis on safety. Company characteristics may include: stable earnings, conservative balance sheets, and an established history of revenue and earnings. A - Average Risk – Growth situations for investors seeking capital appreciation with an emphasis on safety. Company characteristics may include: moderate volatility, modest balance-sheet leverage, and stable patterns of revenue and earnings. H - Higher Risk – Higher-growth situations appropriate for investors seeking capital appreciation with the acceptance of risk. Company characteristics may include: higher balance-sheet leverage, dynamic business environments, and higher levels of earnings and price volatility. S - Speculative Risk – High growth situations appropriate only for investors willing to accept a high degree of volatility and risk. Company characteristics may include: unpredictable earnings, small capitalization, aggressive growth strategies, rapidly changing market dynamics, high leverage, extreme price volatility and unknown competitive challenges.

Valuation, Ratings and Risks. The recommendation and price target contained within this report are based on a time horizon of 12 months but there is no guarantee the objective will be achieved within the specified time horizon. Price targets are determined by a subjective review of fundamental and/or quantitative factors of the issuer, its industry, and the security type. A variety of methods may be used to determine the value of a security including, but not limited to, discounted cash flow, earnings multiples, peer group comparisons, and sum of the parts. Overall market risk, interest rate risk, and general economic risks impact all securities. Specific information regarding the price target and recommendation is provided in the text of our most recent research report.

Distribution of Investment Ratings. As of February 28, 2018, Baird U.S. Equity Research covered 692 companies, with 58% rated Outperform/Buy, 41% rated Neutral/Hold and 1% rated Underperform/Sell. Within these rating categories, 12% of Outperform/Buy-rated and 5% of Neutral/Hold-rated companies have compensated Baird for investment banking services in the past 12 months and/or Baird managed or co-managed a public offering of securities for these companies in the past 12 months.

Analyst Compensation. Research analyst compensation is based on: (1) the correlation between the research analyst's recommendations and stock price performance; (2) ratings and direct feedback from our investing clients,

our institutional and retail sales force (as applicable) and from independent rating services; (3) the research analyst's productivity, including the quality of such analyst's research and such analyst's contribution to the growth and development of our overall research effort; and (4) compliance with all of Baird's internal policies and procedures. This compensation criteria and actual compensation is reviewed and approved on an annual basis by Baird's Research Oversight Committee. Research analyst compensation is derived from all revenue sources of the firm, including revenues from investment banking. Baird does not compensate research analysts based on specific investment banking transactions.

A complete listing of all companies covered by Baird U.S. Equity Research and applicable research disclosures can be accessed at <http://www.rwbaird.com/research-insights/research/coverage/research-disclosure.aspx>. You can also call 800-792-2473 or write: Robert W. Baird & Co., Equity Research, 777 E. Wisconsin Avenue, Milwaukee, WI 53202.

Analyst Certification

The senior research analyst(s) certifies that the views expressed in this research report and/or financial model accurately reflect such senior analyst's personal views about the subject securities or issuers and that no part of his or her compensation was, is, or will be directly or indirectly related to the specific recommendations or views contained in the research report.

Disclaimers

Baird prohibits analysts from owning stock in companies they cover.

This is not a complete analysis of every material fact regarding any company, industry or security. The opinions expressed here reflect our judgment at this date and are subject to change. The information has been obtained from sources we consider to be reliable, but we cannot guarantee the accuracy.

ADDITIONAL INFORMATION ON COMPANIES MENTIONED HEREIN IS AVAILABLE UPON REQUEST

The Dow Jones Industrial Average, S&P 500, S&P 400 and Russell 2000 are unmanaged common stock indices used to measure and report performance of various sectors of the stock market; direct investment in indices is not available. Baird is exempt from the requirement to hold an Australian financial services license. Baird is regulated by the United States Securities and Exchange Commission, FINRA, and various other self-regulatory organizations and those laws and regulations may differ from Australian laws. This report has been prepared in accordance with the laws and regulations governing United States broker-dealers and not Australian laws.

Other Disclosures

The information and rating included in this report represent the research analyst's views based on a time horizon of 12 months, as described above, unless otherwise stated. In our standard company-specific research reports, the subject company may be designated as a "Fresh Pick", representing that the research analyst believes the company to be a high-conviction investment idea based on a subjective review of one or more fundamental or quantitative factors until an expiration date specified by the analyst but not to exceed nine months. The Fresh Pick designation and specified expiration date will be displayed in standard company-specific research reports on the company until the occurrence of the expiration date or such time as the analyst removes the Fresh Pick designation from the company in a subsequent, standard company-specific research report. The research analyst(s) named in this report may, at times and at the request of clients or their Baird representatives, provide particular investment perspectives or trading strategies based primarily on the analyst's understanding of the individual client's objectives. These perspectives or trading strategies generally are responsive to client inquiries and based on criteria the research analyst considers relevant to the client. As such, these perspectives and strategies may differ from the research analyst's views contained in this report.

Baird and/or its affiliates may provide to certain clients additional or research supplemental products or services, such as outlooks, commentaries and other detailed analyses, which focus on covered stocks, companies, industries or sectors. Not all clients who receive our standard company-specific research reports are eligible to receive these additional or supplemental products or services. Baird determines in its sole discretion the clients who will receive additional or supplemental products or services, in light of various factors including the size and scope of the client relationships. These additional or supplemental products or services may feature different analytical or research techniques and information than are contained in Baird's standard research reports. Any ratings and recommendations contained in such additional or research supplemental products are consistent with the research analyst's ratings and recommendations contained in more broadly disseminated standard research reports. Baird research analysts may provide incremental data points or views regarding covered companies in the form of Research Posts and Flash Reports. All Posts and Flash Reports are available to clients via <https://bol.rwbaird.com/Login>, but not all are sent directly to clients. Baird Associates may, at their discretion, choose whether to send these Posts and Flash Reports to Baird clients after they are posted online. Such decisions are based on, among other things, client interest, coverage, stock ownership and indicated email preferences. The

incremental content and/or analysis contained in these pieces may be useful to investors as part of a broader investment thesis, but is not sufficient to warrant a change in the research analyst's published opinion, including rating, estimates and price targets. Access to <https://bol.rwbaird.com/Login> is available to all Baird Clients. Contact your Baird representative if you would like access to <https://bol.rwbaird.com/Login>.

Dividend Yield. As used in this report, the term "dividend yield" refers, on a percentage basis, to the historical distributions made by the issuer relative to its current market price. Such distributions are not guaranteed, may be modified at the issuer's discretion, may exceed operating cash flow, subsidized by borrowed funds or include a return of investment principal.

United Kingdom ("UK") disclosure requirements for the purpose of distributing this research into the UK and other countries for which Robert W. Baird Limited holds a MiFID passport.

The contents of this report may contain an "investment recommendation", as defined by the Market Abuse Regulation EU No 596/2014 ("MAR"). This report does not contain a "personal recommendation" or "investment advice", as defined by the Market in Financial Instruments Directive 2014/65/EU ("MiFID"). Please therefore be aware of the important disclosures outlined below. Unless otherwise stated, this report was completed and first disseminated at the date and time provided on the timestamp of the report. If you would like further information on dissemination times, please contact us. The views contained in this report: (i) do not necessarily correspond to, and may differ from, the views of Robert W. Baird Limited or any other entity within the Baird Group, in particular Robert W. Baird & Co. Incorporated; and (ii) may differ from the views of another individual of Robert W. Baird Limited.

For the purposes of the FCA requirements, this investment research report is classified as investment research and is objective. This material is only directed at and is only made available to persons in the EEA who would satisfy the criteria of being "Professional" investors under MiFID and to persons in the UK falling within Articles 19, 38, 47, and 49 of the Financial Services and Markets Act of 2000 (Financial Promotion) Order 2005 (all such persons being referred to as "relevant persons"). Accordingly, this document is intended only for persons regarded as investment professionals (or equivalent) and is not to be distributed to or passed onto any other person (such as persons who would be classified as Retail clients under MiFID).

All substantially material sources of the information contained in this report are disclosed. All sources of information in this report are reliable, but where there is any doubt as to reliability of a particular source, this is clearly indicated. There is no intention to update this report in future. Where, for any reason, an update is made, this will be made clear in writing on the research report. Such instances will be occasional only.

Please note that this report may provide views which differ from previous recommendations made by the same individual in respect of the same financial instrument or issuer in the last 12 months. Information and details regarding previous recommendations in relation to the financial instruments or issuer referred to in this report are available at <https://baird.bluematrix.com/sellside/MAR.action>.

Investment involves risk. The price of securities may fluctuate and past performance is not indicative of future results. Any recommendation contained in the research report does not have regard to the specific investment objectives, financial situation and the particular needs of any individuals. You are advised to exercise caution in relation to the research report. If you are in any doubt about any of the contents of this document, you should obtain independent professional advice.

Robert W. Baird Limited and Robert W. Baird & Co. Incorporated have in place organisational and administrative arrangements for the prevention, avoidance, and disclosure of conflicts of interest with respect to research recommendations. Robert W. Baird Limited's Conflicts of Interest Policy, available here, outlines the approach Robert W. Baird Limited takes in relation to conflicts of interest and includes detail as to its procedures in place to identify, manage and control conflicts of interest. Robert W. Baird Limited and or one of its affiliates may be party to an agreement with the issuer that is the subject of this report relating to the provision of services of investment firms. Robert W. Baird & Co. Incorporated's policies and procedures are designed to identify and effectively manage conflicts of interest related to the preparation and content of research reports and to promote objective and reliable research that reflects the truly held opinions of research analysts. Robert W. Baird & Co. Incorporated's research analysts certify on a quarterly basis that such research reports accurately reflect their personal views.

This material is strictly confidential to the recipient and not intended for persons in jurisdictions where the distribution or publication of this research report is not permitted under the applicable laws or regulations of such jurisdiction.

Robert W. Baird Limited is exempt from the requirement to hold an Australian financial services license and is regulated by the FCA under UK laws, which may differ from Australian laws. As such, this document has not been prepared in accordance with Australian laws.
